

Dischi da taglio per uso stazionario

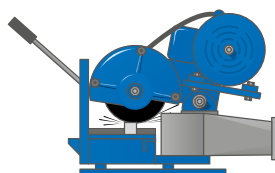
Indice

Informazioni generali	3
Consigli per la sicurezza	5
Confezione, trasporto e stoccaggio	6
La via più rapida per la scelta dell'utensile più adatto	8



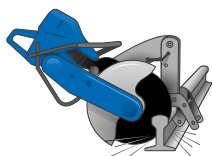
CHOPSAW
ø 300–400 mm

10



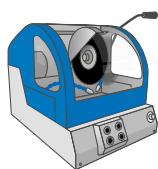
CHOPSAW HD
ø 300–400 mm

12



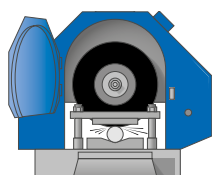
RAIL
ø 300–400 mm

14



LABOR
ø 150–400 mm

15



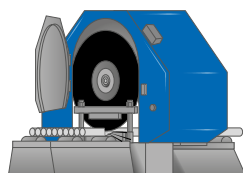
HEAVY DUTY
ø 250–600 mm

16



Bussole di riduzione

18



Prodotti speciali
diam. 250–2.000 mm

19